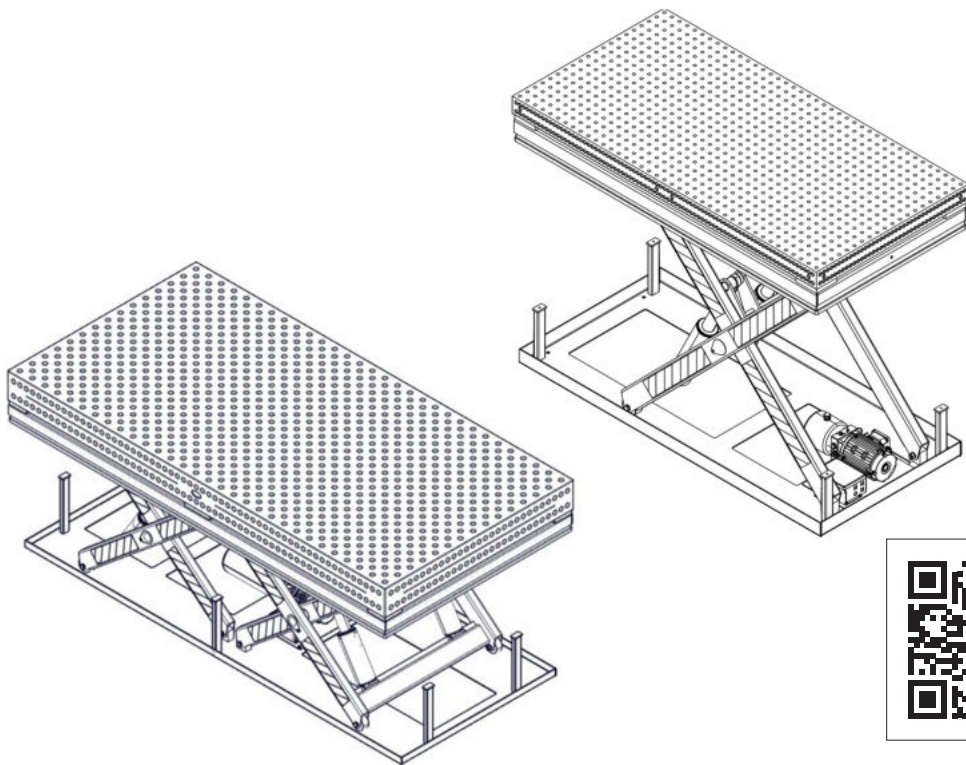


siegmund

Hubbühne · Lifting platform

Montageanleitung · Assembly instructions



Mit Schraubenschlüssel festziehen · Tighten by wrench · Затяните с гаечен ключ · Utáhněte pomocí klíče · Stram med nøgle · Pingutataw vōtmege · Apretado con llave · Kiristä jakoavaimella · Serrer avec une clé · Σφίξιμο με κλειδί · Zategnuti ključem · Kulccsal feszítse meg · Serrare con chiave · Priveržkrite veržliarakčiu · Aandraaien met een sleutel · Stram til med fastnøkkel · Przykręcić kluczem · Aperto com chave · Strângeți cu o cheie · Zategnuti ključem · Затянуть ключом · Spänn åt med skift-nyckel · Priviti s ključem · Utiahnite klúčom · Anahtarla sıkmak



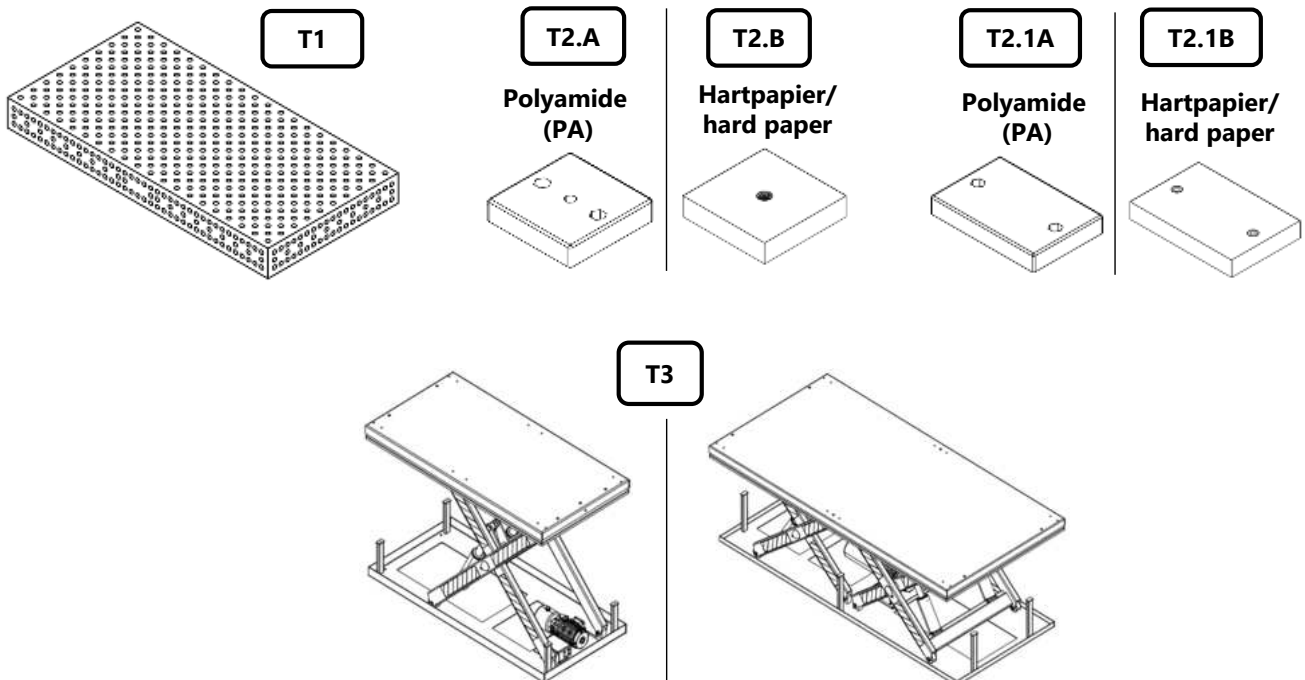
Handfest - Bitte nicht festziehen · Hand-screwed - please do not tighten · Ръчно завинтване - моля, не затягайте с помощен инструмент · Ručně zašroubováno - prosím nedotahujte · Håndskruet - stram venligst ikke · Käsitsi kinnitatav - ärge kinnitage jõuga · Enroscado a mano - no apretar · Käsikireys - ei saa kiristää työkalulla · Serré à la main - Ne pas serrer · Βιδώστε με το χέρι - παρακαλούμε μην σφίγγετε · Ručno zategnuti - ne prejako · Kézi rögzítés - ne húzza meg erősen · Avvitare a mano - non serrare forte · Rankinis prisukamas - prašome neužveržkite · Aandraaien met de hand - niet te vast aandraaien · Hånd skrudd, ikke stram til · Przykręcić ręcznie - proszę nie dokręcać · Aperto manual - por favor não force o aperto · Înșurubat manual - vă rugăm să nu strângeți · Ručno zavrnuti - molimo vas da ne pretežete · Завинчивать вручную - не затягивать · Handskruvad - spänn inte åt · Ročno priviti - prosim ne zategujte · Ručné naskrutkovanie - prosím, neúfahujte silou · El vidalı - lütfen sıkmayın











Bernd Siegmund GmbH

Landsberger Straße 180 | 86507 Oberottmarshausen | Germany (Bavaria) | Phone +49 8203 9607-0 | Fax +49 8203 9607-33
info@siegmund.com | www.siegmund.com

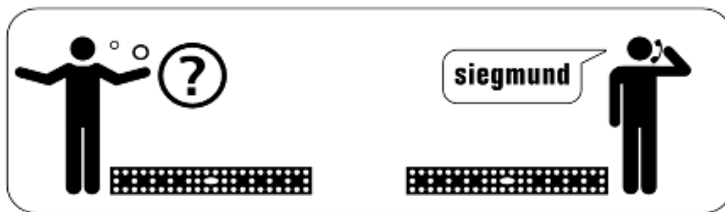
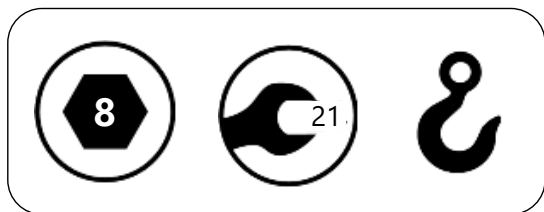
All texts, pictures and design elements are copyrighted by the Bernd Siegmund GmbH. No part of this flyer may be edited analogously or digital or in another mode, may be multiplied or published out of the flyer without written approval of the legal owner. Offences are prosecuted.

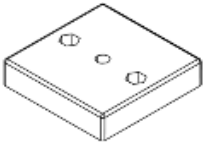
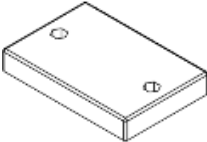




ART. NR.	NAME		QTY	ERP	
T1	Schweißtisch / welding table	A. SYSTEM 16:	160020 - 2000x1000	1	
			160035 - 2000x1200		
			160030 - 2400x1200		
			160040 - 3000x1500		
		B. SYSTEM 22:	220020 - 2000x1000		
			220035 - 2000x1200		
			220030 - 2400x1200		
			220040 - 3000x1500		
		C. SYSTEM 28:	280020 - 2000x1000		
			280035 - 2000x1200		
			280030 - 2400x1200		
			280040 - 3000x1500		
T2 (A/B)	Isolationsplatte / isolation plate 135x135x30		4		
T2.1 (A/B)	Isolationsplatte / isolation plate 200x135x30	Für / for 2400x1200 3000x1500	2		
T3	Elektrohydraulischer Hubtisch / Electro-hydraulic lifting table	HW4003 - 2000x1000	1	00005045	
		HW4004 - 2000x1200		00005046	
		HW4010 - 2400x1200		00005047	
		HW6014D - 3000x1500		00005048	

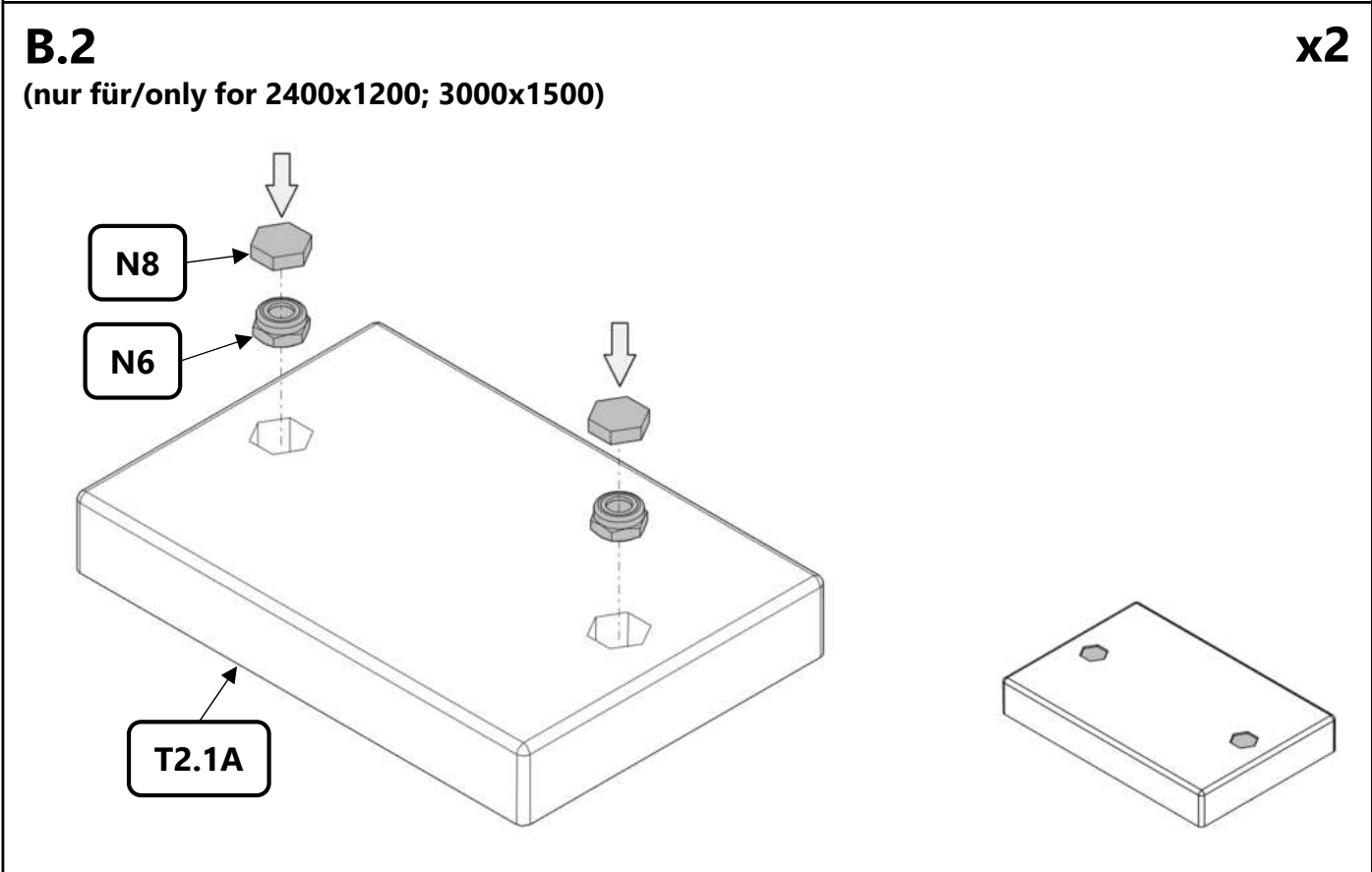
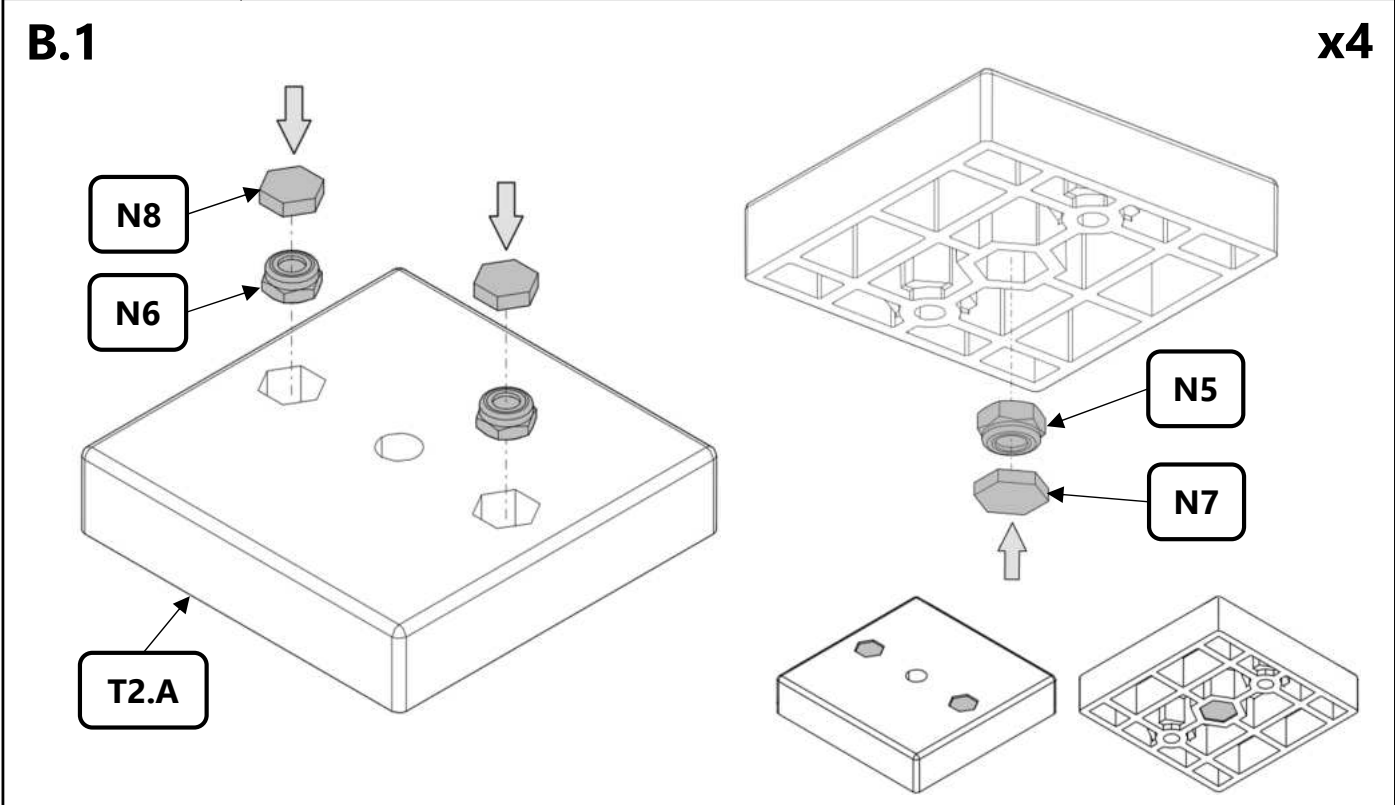




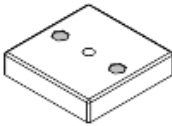
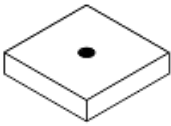


ARTIKEL / ITEM		T2A, T2.1A	T2B, T2.1B	QTY	ERP
N1		A. SYSTEM 16: ISO 4017 – M14x40	A. SYSTEM 16: ISO 4017 – M14x30	4	00004064/ 00004062
		B. SYSTEM 22: ISO 4017 – M14x45	B. SYSTEM 22: ISO 4017 – M14x35	4	00006316/ 00004063
		C. SYSTEM 28: ISO 4017 – M14x50	C. SYSTEM 28: ISO 4017 – M14x40	4	00005368/ 00004064
N2		ISO 4762 – M10x35	ISO 4762 – M10x25	8/(12) *	00006315/ 00002821
N3		ISO 7089 – D14		4	00004061
N4		ISO 7089 – D10		8/(12) *	00002953
N5		ISO 10511 – M14	-	4	00006314
N6		ISO 10511 – M10	-	8/(12) *	00001067
N7		Stopfen für Isolationsplatte/ plug for insulation plate – M14	-	4	61001328
N8		Stopfen für Isolationsplatte/ plug for insulation plate – M10	-	8/(12) *	61001327

* - (nur für/only for 2400x1200; 3000x1500)

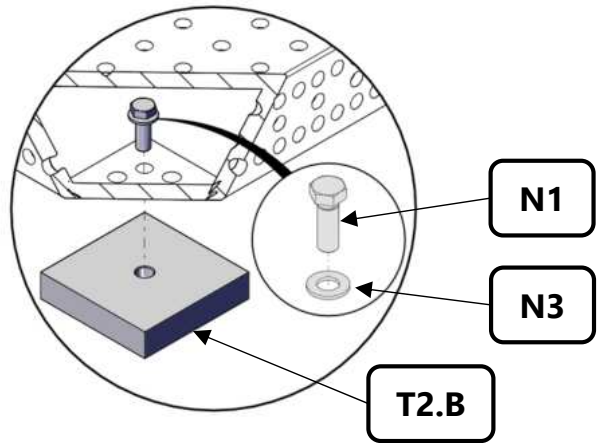
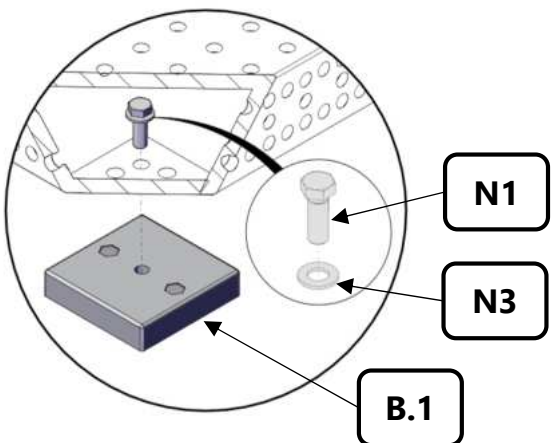
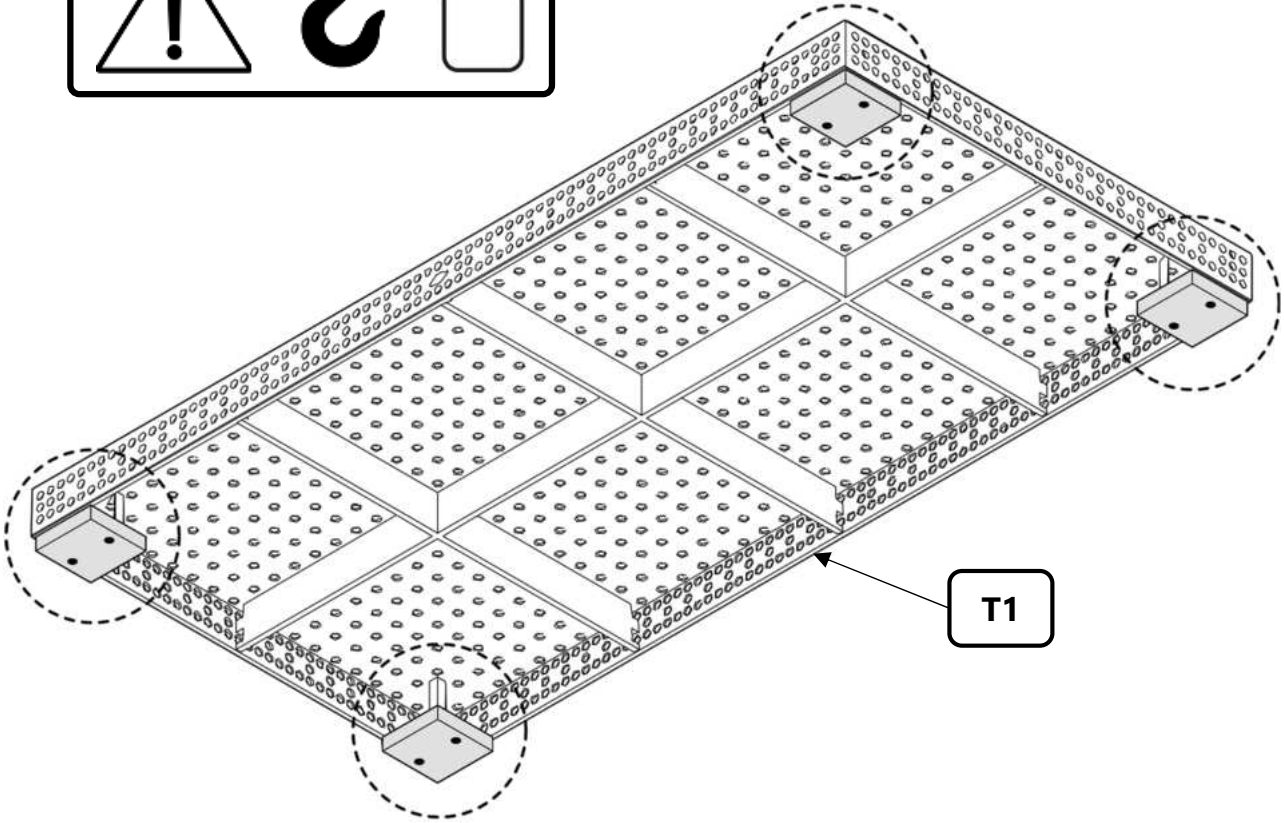



B.1, B.2 nur für/ only for T2.A, T2.1A	T2.A	T2.1A	N5	N6	N7	N8
						
	4x	2x	4x	8/(12)x	4x	8/(12)x


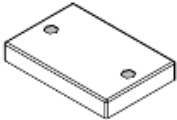
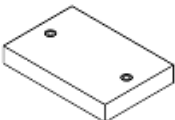





T1	B.1	T2.B	N1	N3	
					
1x	4x		4x	4x	

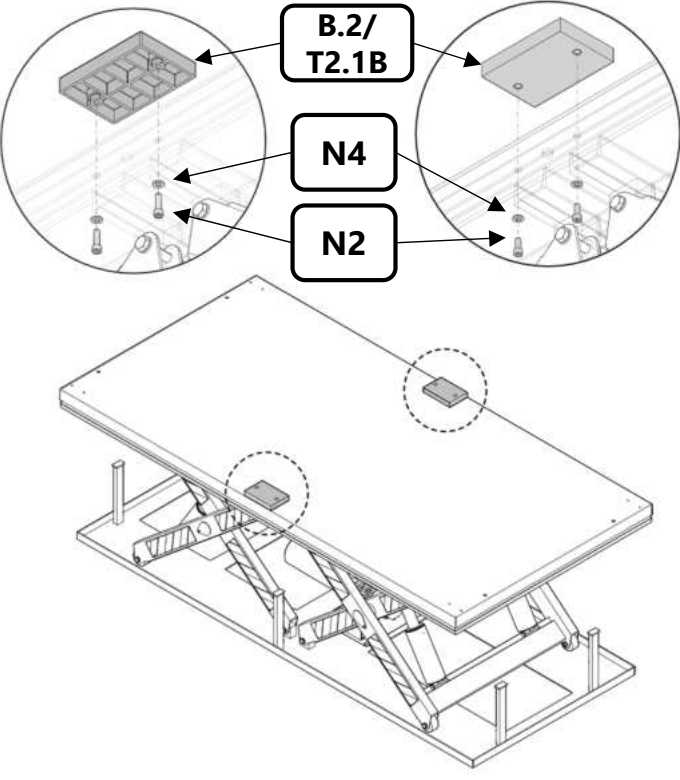
B.3



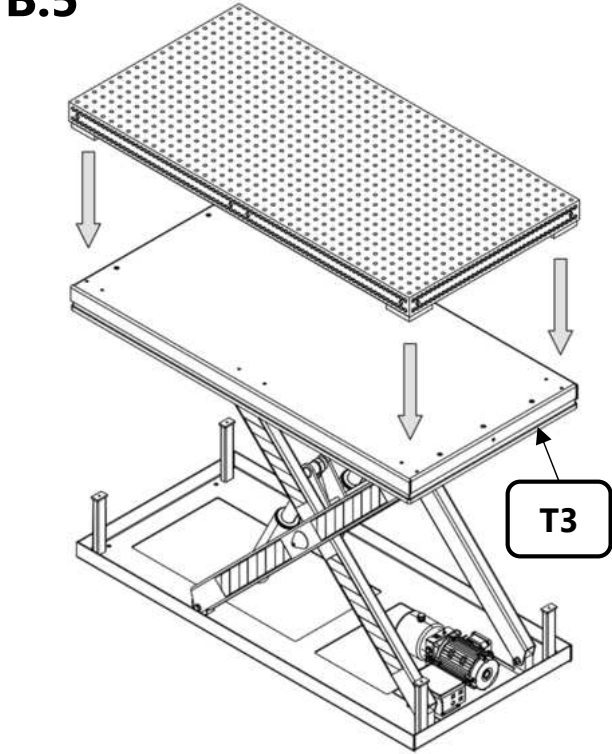
	N1	SYSTEM 16	A	ISO 4017 – M14x40 (T2.A)/ M14x30 (T2.B)
		SYSTEM 22	B	ISO 4017 – M14x45 (T2.A)/ M14x35 (T2.B)
		SYSTEM 28	C	ISO 4017 – M14x50 (T2.A)/ M14x50 (T2.B)

T3  1x	B.2  2x	T2.1B  2x	N2  8x / (12)x	N4  8x / (12)x	
---	--	--	---	---	---

B.4 (nur für/only for 2400x1200; 3000x1500)



B.5



Ansicht von unten / bottom view

