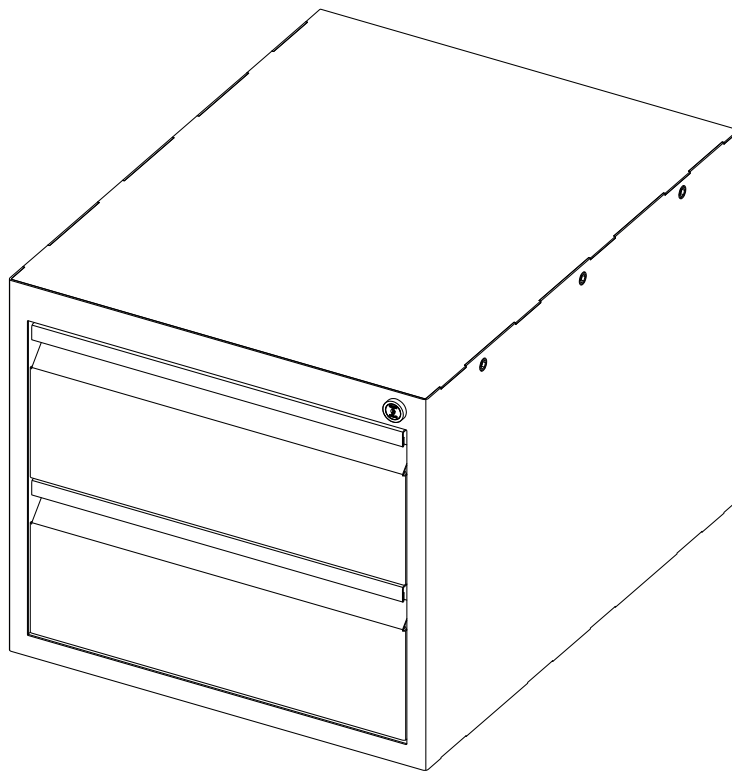


siegmund

Sub table box

Montageanleitung · Assembly instructions



M6: 9 Nm
M8: 20 Nm
M10: 35 Nm

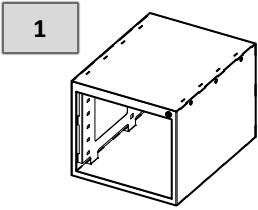
Mit Schraubenschlüssel festziehen · Tighten by wrench · Затяните с гаечен ключ · Utáhněte pomocí klíče · Stram med nøgle · Pingutataw võtmeaga · Apretado con llave · Kiristä jakoavaimella · Serrer avec une clé · Σφίξιμο με κλειδί · Zategnuti ključem · Kulccsal feszítse meg · Serrare con chiave · Priveržkite veržliarakiču · Aandraaien met een sleutel · Stram til med fastnøkkel · Przykręcić kluczem · Aperto com chave · Strângeți cu o cheie · Zategnuti ključem · Затянуть ключом · Spänn åt med skiftnyckel · Priviti s ključem · Utiahnite klúčom · Anahtarla sıkmak

Bernd Siegmund GmbH

Landsberger Straße 180 | 86507 Oberottmarshausen | Germany (Bavaria) | Phone 0049 (0) 82 03 / 96 07 - 0 | Fax 0049 (0) 82 03 / 96 07 - 33
info@siegmund.com | www.siegmund.com

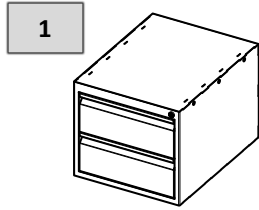
MONTAGEANLEITUNG FÜR / ASSEMBLY INSTRUCTION FOR:

000990



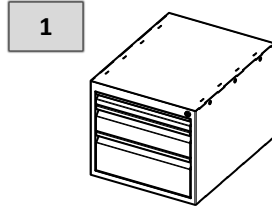
1x

000990.1



1x

000990.2

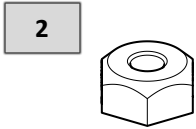


1x

TEILE / PARTS

280901.003

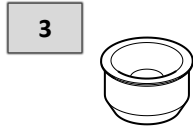
(ERP 28004623)



4x

280901.004

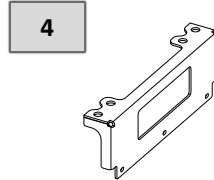
(ERP 28004624)



4x

280990.001

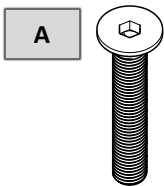
(ERP 28004781)



2x

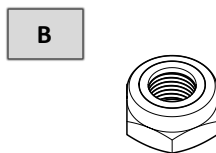
NORMTEILE / STANDARDPARTS

ERP 00002682
ISO 10642 – M10 x 60



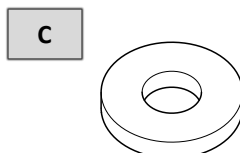
4x

ERP 00001067
ISO 10511 – M10



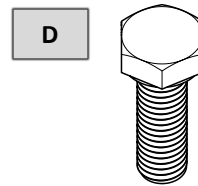
4x

ERP 00002584
DIN 7349 – M10



4x




ERP 00002200
ISO 4017 – M8 x 25





6x

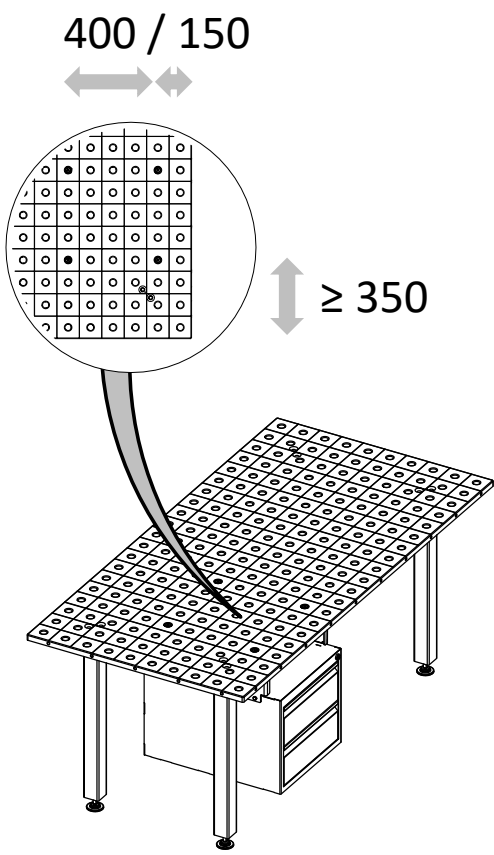
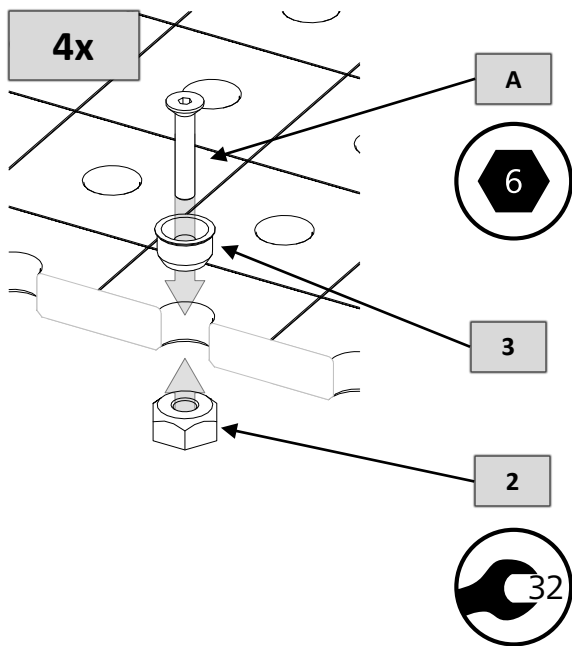
WERKZEUGE / TOOLS



| | | |
|---|---|---|
| 2 | 3 | A |
|  |  |  |
| 4x | 4x | 4x |

TOOLS



TOOLS

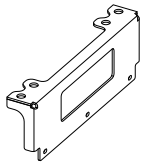


4

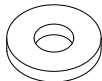
B

C

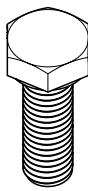
D



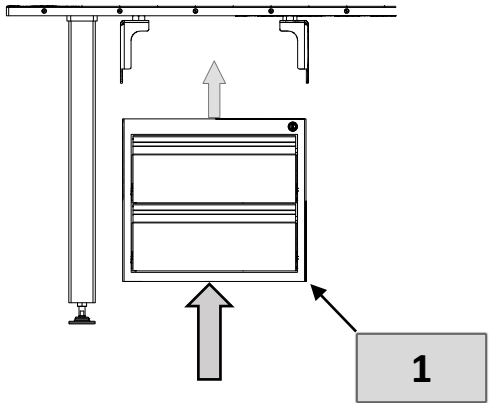
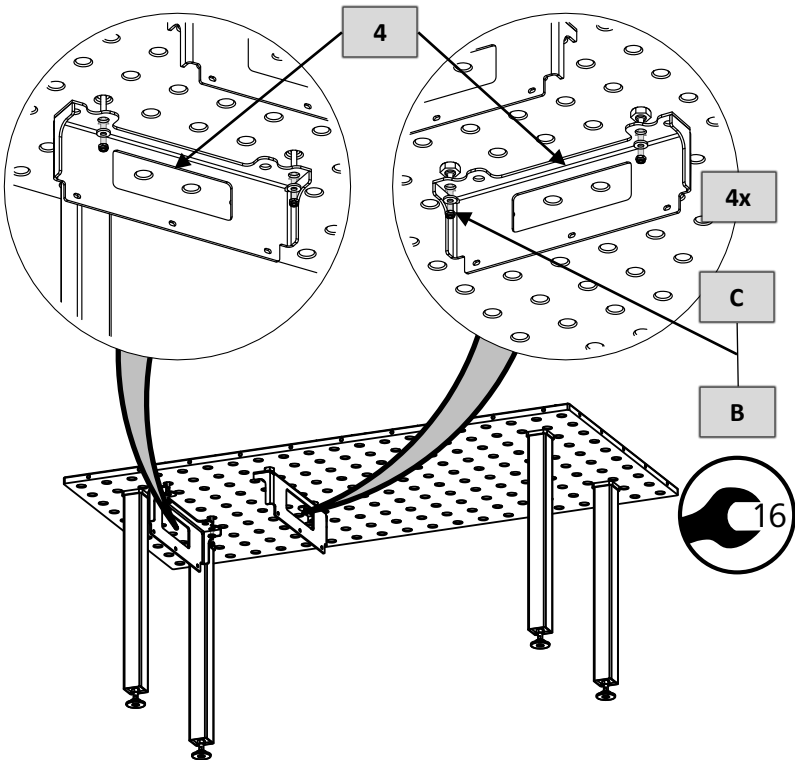
4x



4x



6x



D

D

