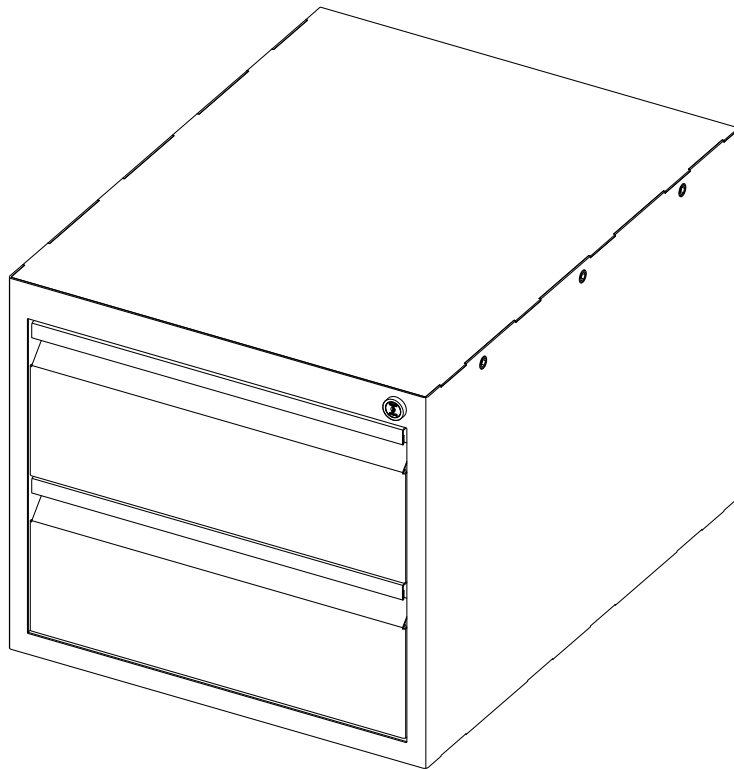


siegmund

Sub table box

Montageanleitung · Assembly instructions



M6: 9 Nm
M8: 20 Nm
M10: 35 Nm

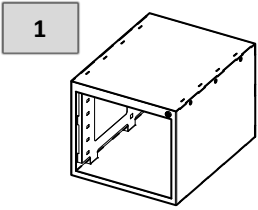
Mit Schraubenschlüssel festziehen · Tighten by wrench · Затяните с гаечен ключ · Utáhněte pomocí klíče · Stram med nøgle · Pingutataw võtmeaga · Apretado con llave · Kiristä jakoavaimella · Serrer avec une clé · Σφίξιμο με κλειδί · Zategnuti ključem · Kulccsal feszítse meg · Serrare con chiave · Priveržkite veržliarakiču · Aandraaien met een sleutel · Stram til med fastnøkkel · Przykręćć kluczem · Aperto com chave · Strângeți cu o cheie · Zategnuti ključem · Затянуть ключом · Spänn åt med skiftnyckel · Priviti s ključem · Utiahnite klúčom · Anahtarla sıkmak

Bernd Siegmund GmbH

Landsberger Straße 180 | 86507 Oberottmarshausen | Germany (Bavaria) | Phone 0049 (0) 82 03 / 96 07 - 0 | Fax 0049 (0) 82 03 / 96 07 - 33
 info@siegmund.com | www.siegmund.com

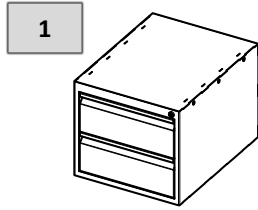
MONTAGEANLEITUNG FÜR / ASSEMBLY INSTRUCTION FOR:

000990



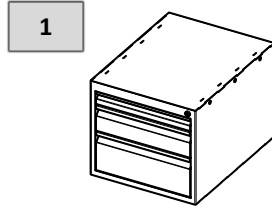
1x

000990.1



1x

000990.2

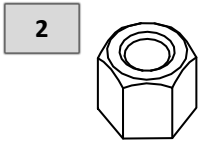


1x

TEILE / PARTS

160901.003

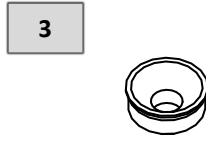
(ERP 16002851)



6x

160901.004

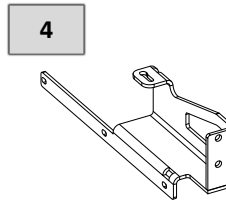
(ERP 16002850)



6x

160901

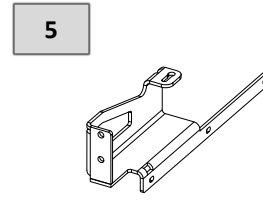
(ERP 16002780)



1x

160902

(ERP 16002781)

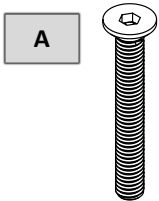


1x

NORMTEILE / STANDARDPARTS

ERP 00002686

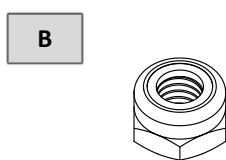
ISO 10642 – M6 x 45



6x

ERP 00002499

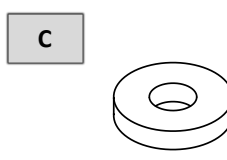
ISO 10511 – M6



6x

ERP 00002685

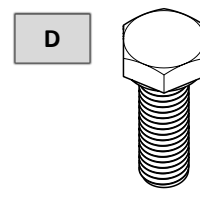
DIN 7349 – M6



6x

ERP 00002200




ISO 4017 – M8 x 25




6x


WERKZEUGE / TOOLS

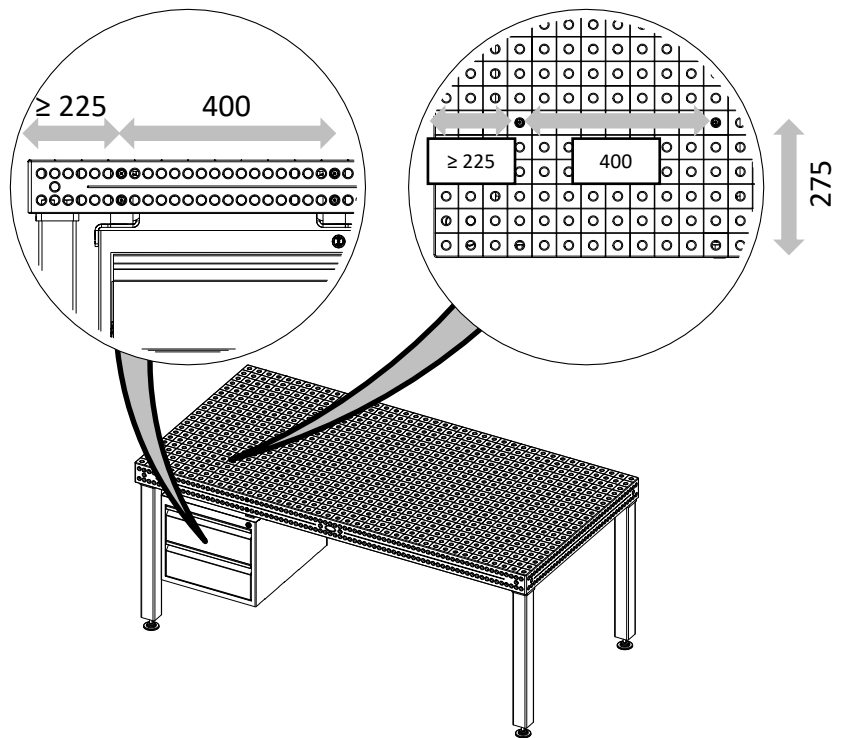
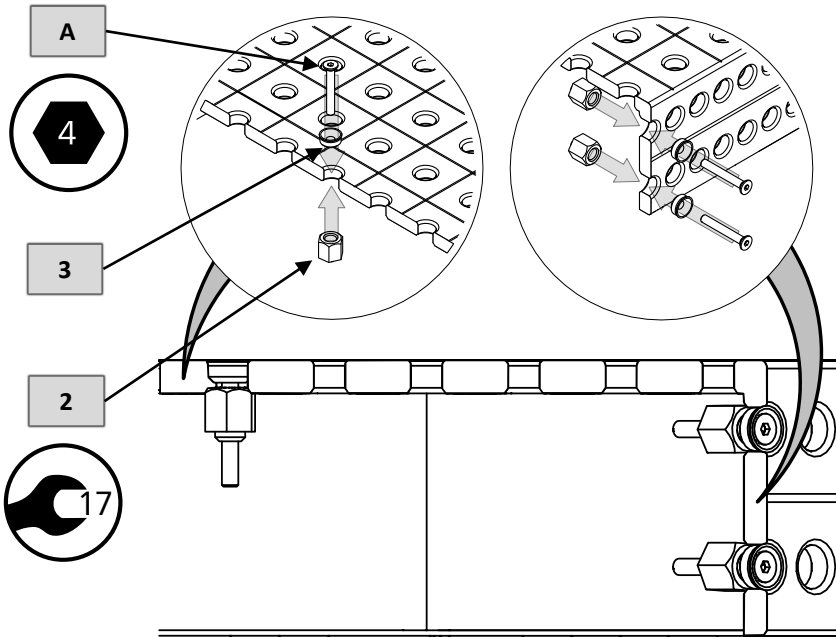





2	3	A
		
6x	6x	6x

TOOLS







4	5	B	C	D	TOOLS
					  
		6x	6x	6x	

