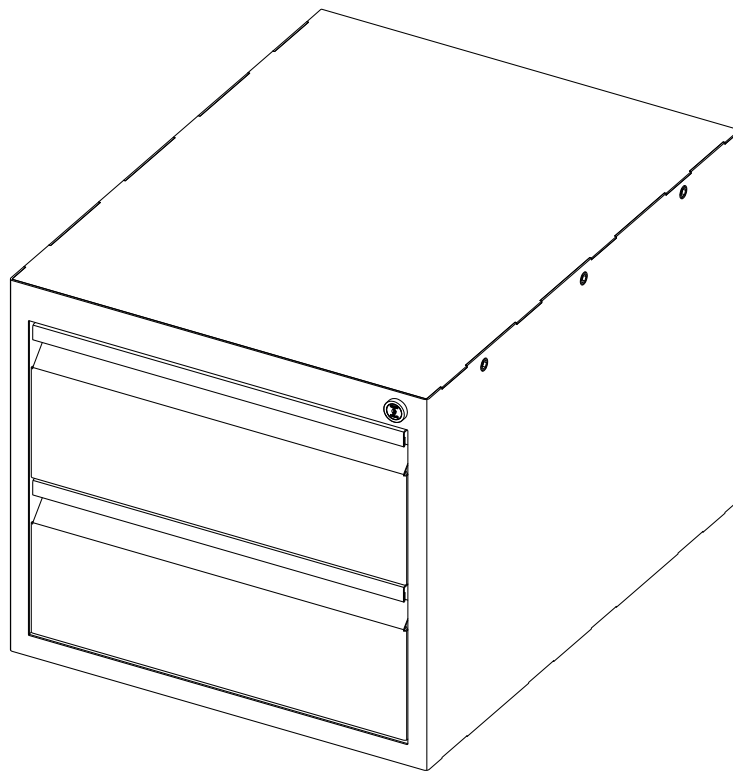


# siegmund

## Sub table box

Montageanleitung · Assembly instructions



**M6: 9 Nm**  
**M8: 20 Nm**  
**M10: 35 Nm**

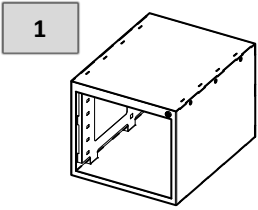
Mit Schraubenschlüssel festziehen · Tighten by wrench · Затяните с гаечен ключ · Utáhněte pomocí klíče · Stram med nøgle · Pingutataw võtmeaga · Apretado con llave · Kiristä jakoavaimella · Serrer avec une clé · Σφίξιμο με κλειδί · Zategnuti ključem · Kulccsal feszítse meg · Serrare con chiave · Priveržkite veržliarakiču · Aandraaien met een sleutel · Stram til med fastnøkkel · Przykręć kluczem · Aperto com chave · Strângeți cu o cheie · Zategnuti ključem · Затянуть ключом · Spänn åt med skiftnyckel · Priviti s ključem · Utiahnite klúčom · Anahtarla sıkmak

**Bernd Siegmund GmbH**

Landsberger Straße 180 | 86507 Oberottmarshausen | Germany (Bavaria) | Phone 0049 (0) 82 03 / 96 07 - 0 | Fax 0049 (0) 82 03 / 96 07 - 33  
info@siegmund.com | www.siegmund.com

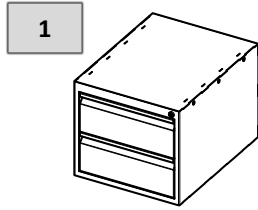
# MONTAGEANLEITUNG FÜR / ASSEMBLY INSTRUCTION FOR:

000990



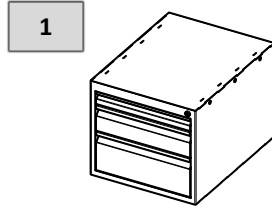
1x

000990.1



1x

000990.2

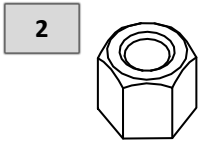


1x

## TEILE / PARTS

160901.003

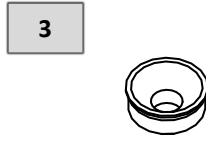
(ERP 16002851)



4x

160901.004

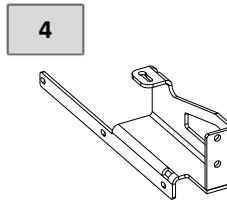
(ERP 16002850)



4x

160901

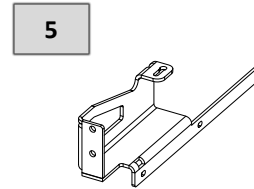
(ERP 16002780)



1x

160902

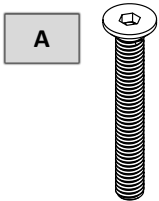
(ERP 16002781)



1x

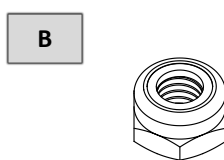
## NORMTEILE / STANDARDPARTS

ERP 00002686  
ISO 10642 – M6 x 45



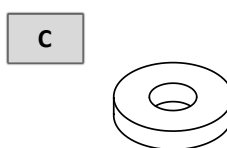
4x

ERP 00002499  
ISO 10511 – M6



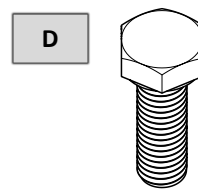
4x

ERP 00002685  
DIN 7349 – M6



4x

ERP 00002200  
ISO 4017 – M8 x 25



6x

## WERKZEUGE / TOOLS

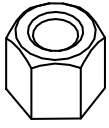


2

3

A


TOOLS



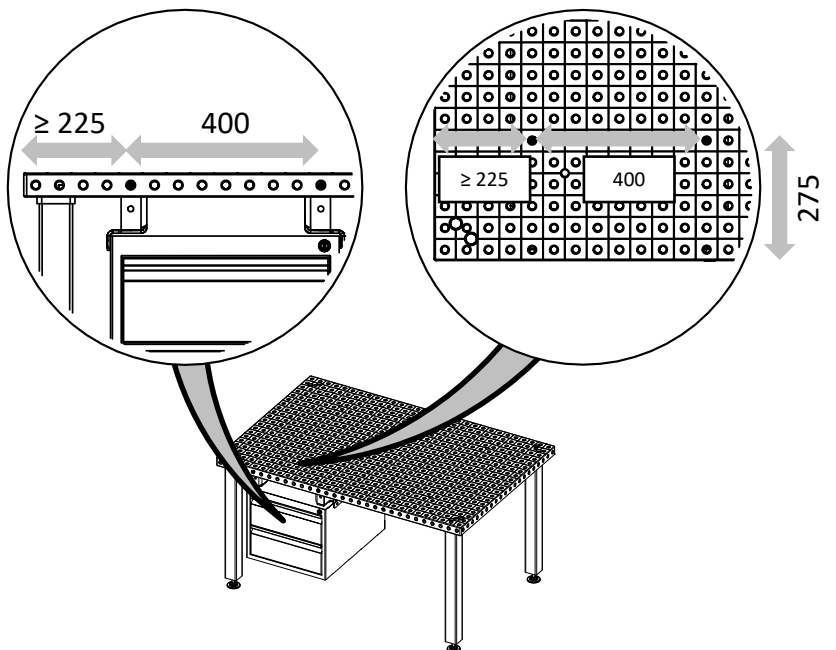
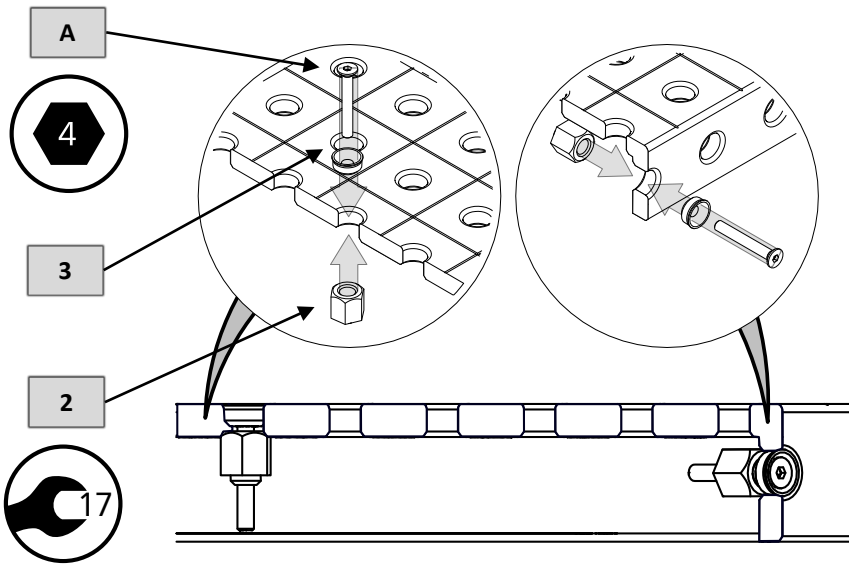
4x



4x



4x



4	5	B	C	D	TOOLS
		4x	4x	6x	

